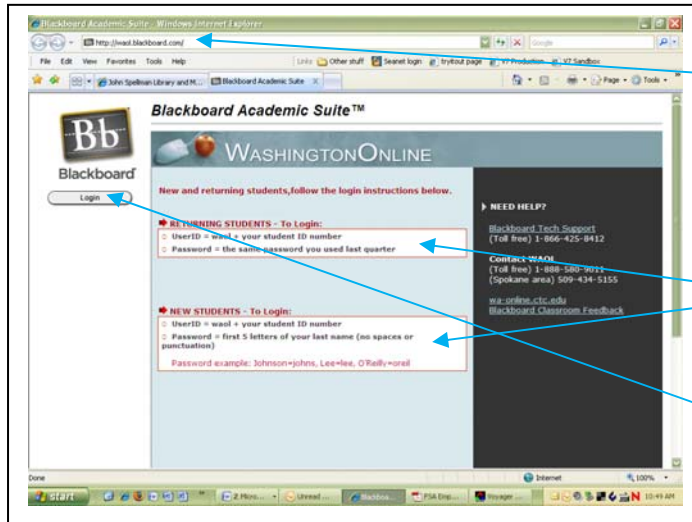


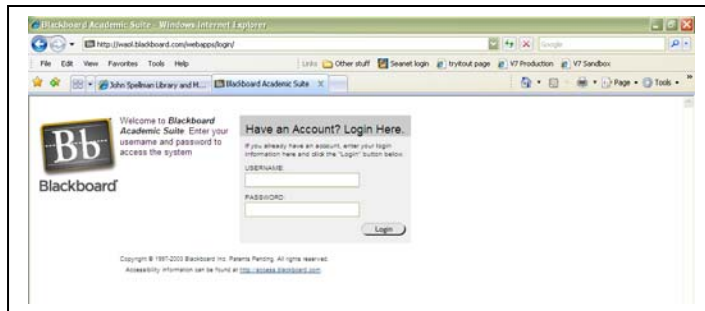
## Music 105, Winter Quarter, 2009. Instructions for accessing listening assignments on electronic reserve.



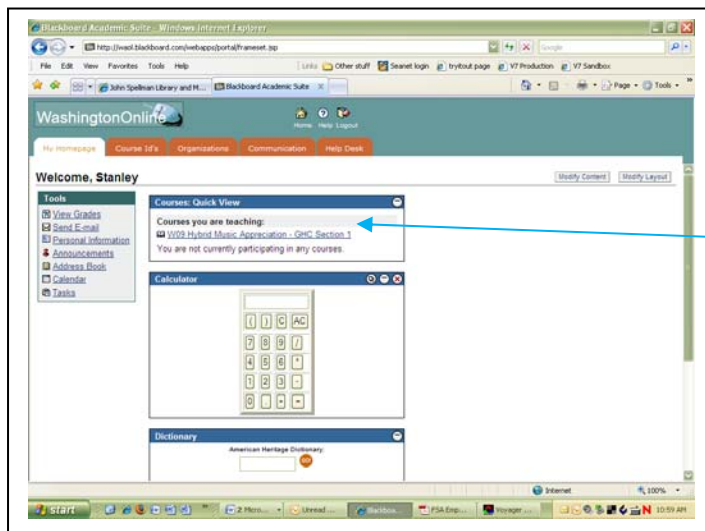
To Login to Blackboard, **first go to** <http://waol.blackboard.com> on the internet.

Take note of the directions to determine your user name and password.

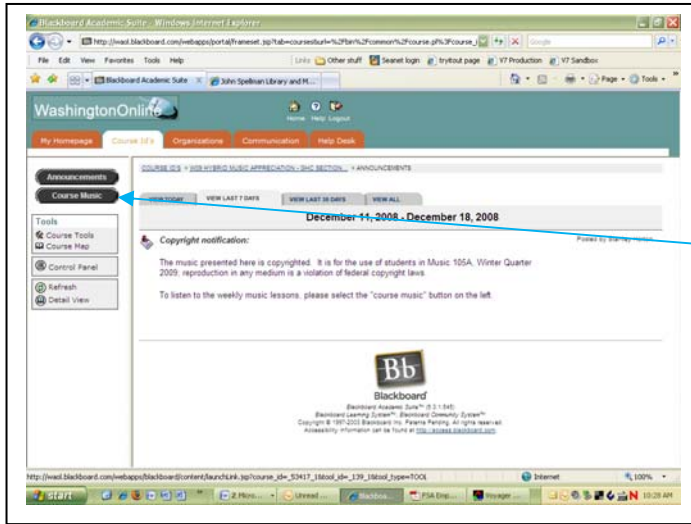
Then click the **login button to proceed.**



**Login.** If you have problems here, phone the numbers shown on the first screen.

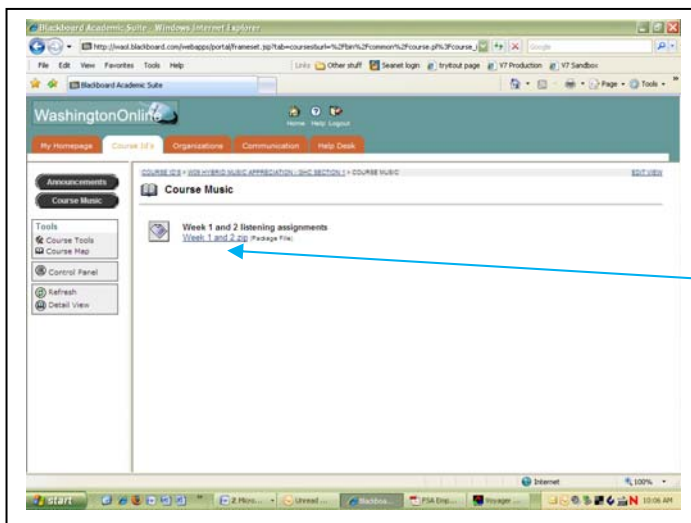


Now you will arrive at a screen showing all the on-line courses you are taking; **choose W09 Hybrid Music Appreciation- GHC Section**



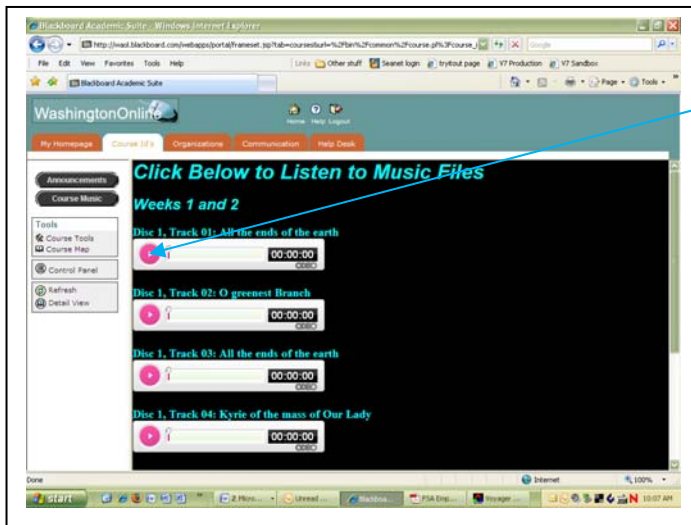
This is the opening screen for Music 105 in Blackboard. It shows announcements to alert you to course or assignment information.

**Click the "Course Music" button to proceed.**



This screen will list the various weeks that will be available for use. Usually only one or two weeks will be available at a time.

**Click on the underlined portion to proceed.**



This screen shows the controls for listening. Just **click the icons in the pink circles** to start or stop the song; be certain to stop one song before starting another, or you will play both at the same time!

No sound? First be certain your computer doesn't have the audio muted. And, can your machine play other music files? Or, call the library at 360-538-4054 for help.