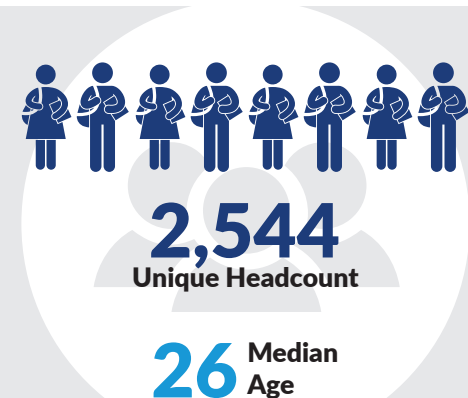
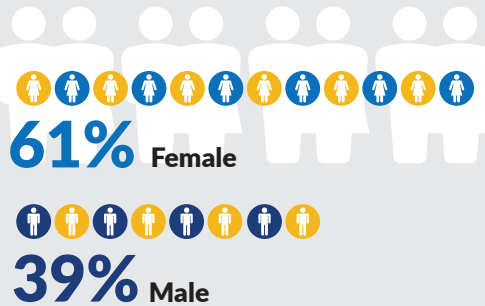
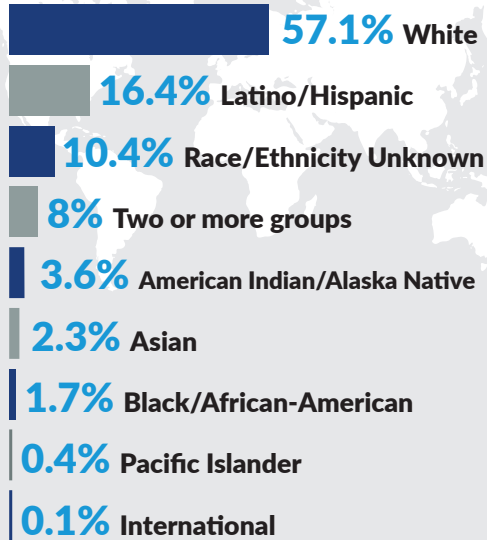


Grays Harbor College provides meaningful and engaging learning opportunities and support services to enhance the knowledge, skills, and abilities of our students and support the cultural and economic needs of our community.

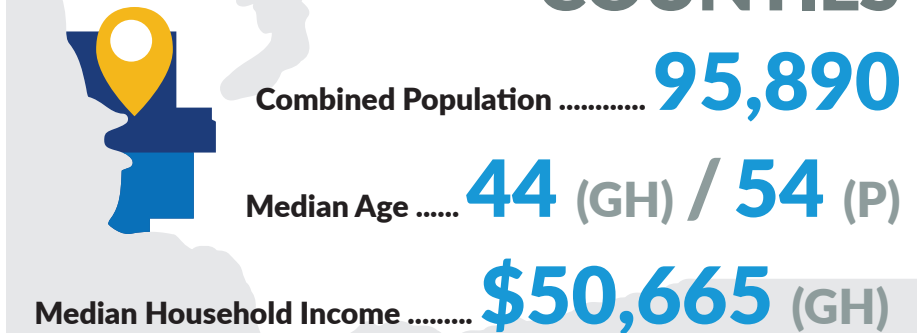
## STUDENT DEMOGRAPHICS (a)

### OUR STUDENTS ARE:




## SERVICE AREA

### GRAYS HARBOR & PACIFIC COUNTIES

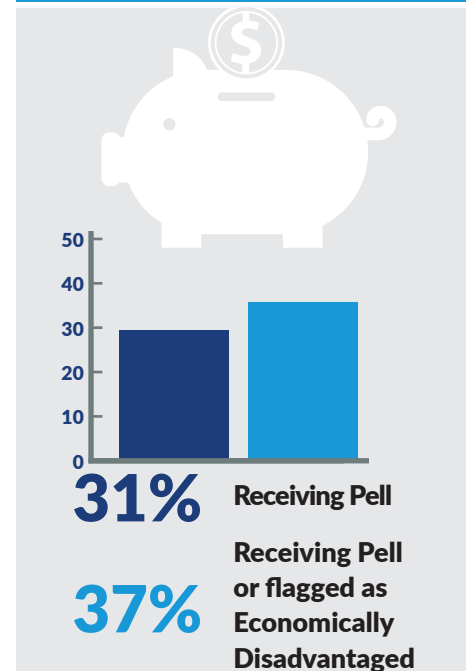


Data in this section is sourced from the 2015-2020 American Community Survey 5-Year Estimates

## STAFF



## NEEDS-BASED AID (b)



In order to productively engage with equity, diversity and inclusion (EDI) issues, it is important to have a shared understanding of the language that we use. The Diversity Advisory Committee developed a glossary of Diversity Definitions during the 2021 academic year. To access this glossary, please visit: <https://www.ghc.edu/edi/diversity-definitions>.

## ENROLLMENT

**1,670**  
State-Funded



**523**  
Stafford Creek



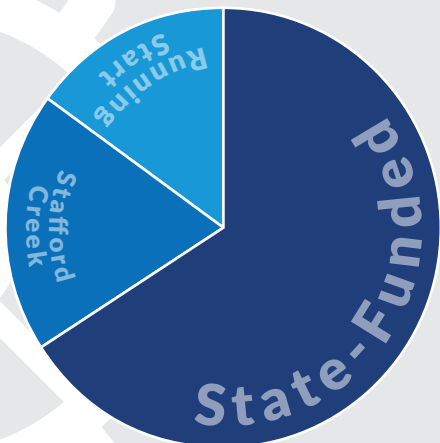
**351**  
Running Start



## % FTE ANNUAL BREAKOUT

FTE stands for full-time equivalent, or 45 credits taken for the year. State-funded FTE includes Basic Education for Adults (High School Degree), English Language Acquisition (ELA), Developmental Education (Pre-College), Associates and Bachelors level courses.

**66%**  
State-Funded  
**19%**  
Stafford Creek  
**15%**  
Running Start



## FULL TIME / PART TIME (a)

**49%** Attending Full-time

**42%** Attending Part-time

**5%** Summer Only

**4%** Mixed



## FTE BY COURSE MODALITY (c)

Online **50%**

Face-to-Face **27%**

Hybrid **12%**

Remote Instruction (ITV/Zoom) **6%**

Web-Enhanced Course **5%**

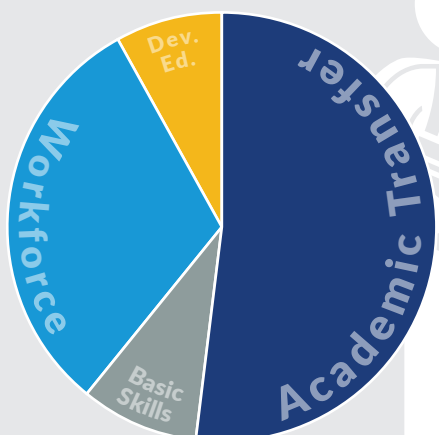


## COMPLETIONS

**506** Total Awards

High School / GED	79
Certificate: < 45 Credits	48
Certificate: 45+ Credits	58
Associate in Applied Science	25
Associate in Applied Science, Transfer	7
Associate in Arts DTA	193
Associate in Science	11
Associate in Science DTA	5
Associate in Technology	13
Bachelor of Applied Science	27

## FTE BY COURSE INTENT (a)



**56%**  
Academic Transfer  
**31%**  
Workforce  
**9%**  
Basic Skills  
**4%**  
Developmental Education