



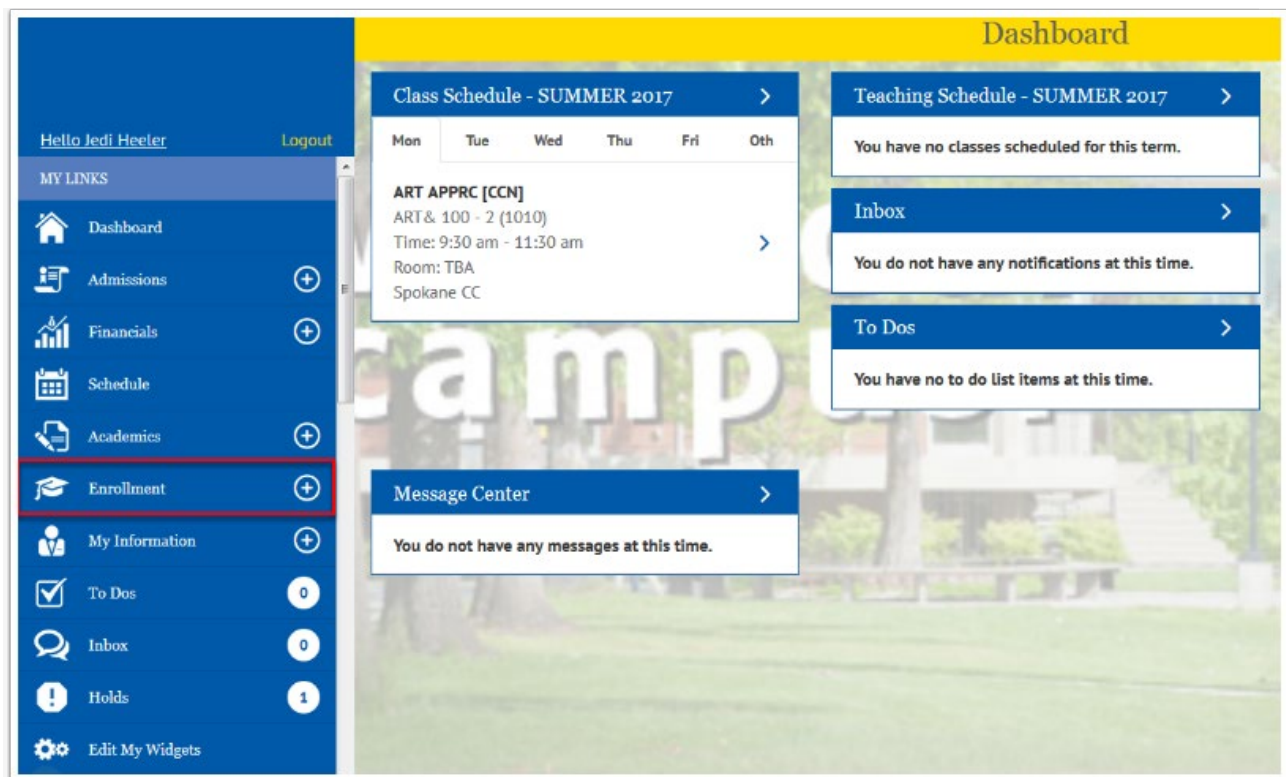
Mobile - Enrollment Dates

Purpose: Use this document as a reference for viewing enrollment dates within Student Center using the college Mobile application.

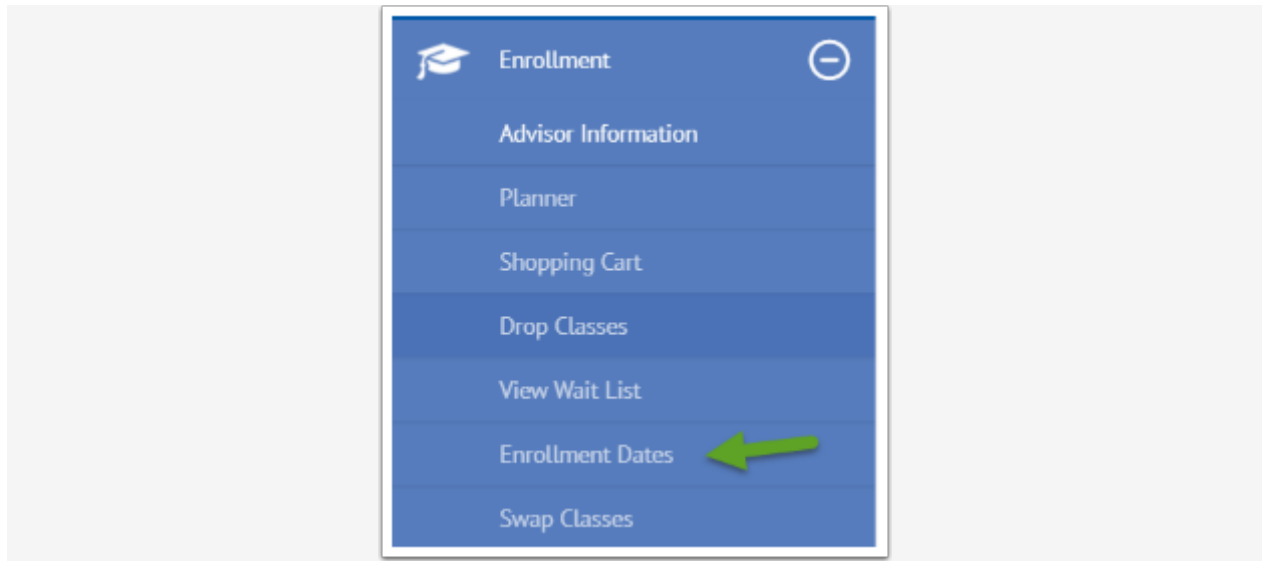
Audience: Students.

The college mobile applications will look a bit different between the various colleges, this guide is intended as a general overview, please note that your college may have different images and options available.

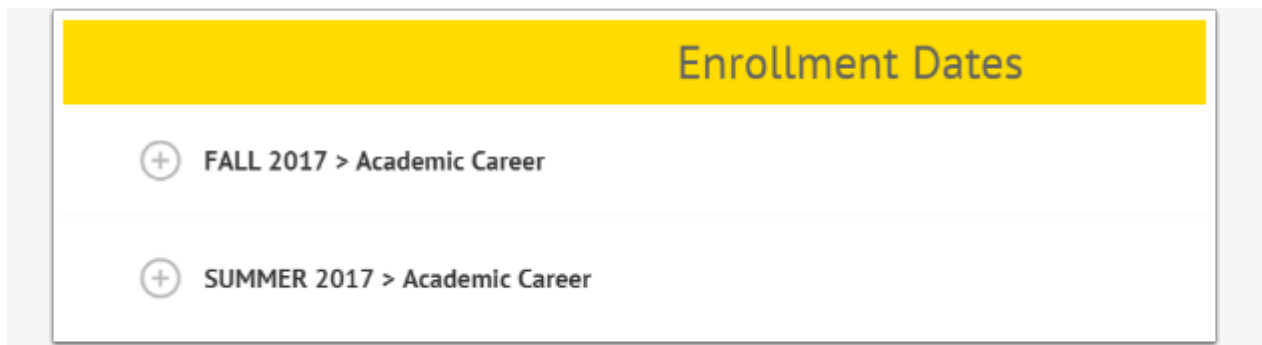
1. Select the **Enrollment** option from the left navigation list.



2. Select the **Enrollment Dates** menu option.



3. Choose a term if more than one displays.



4. View Enrollment Appointments and Dates.



Open Enrollment Dates by Session	
Open Entry/Open Exit Begins On: December 13, 2017 Last Date to Enroll: December 14, 2017	>
Regular Academic Session Begins On: December 14, 2017 Last Date to Enroll: December 14, 2017	>

5. Select an entry to add a class to your Planner or Shopping Cart.

Shopping Cart

FALL 2017 > Academic Career

Use the Shopping Cart to temporarily save classes until it is time to enroll for this term.
Select Validate to have the system check for possible conflicts prior to enrolling.

[Search](#) [Planner](#) [Schedule](#) [Validate](#) [Enroll](#) [Delete](#)

[Select All](#)

Filter items...

Shopping Cart Classes

SHOP PROCD